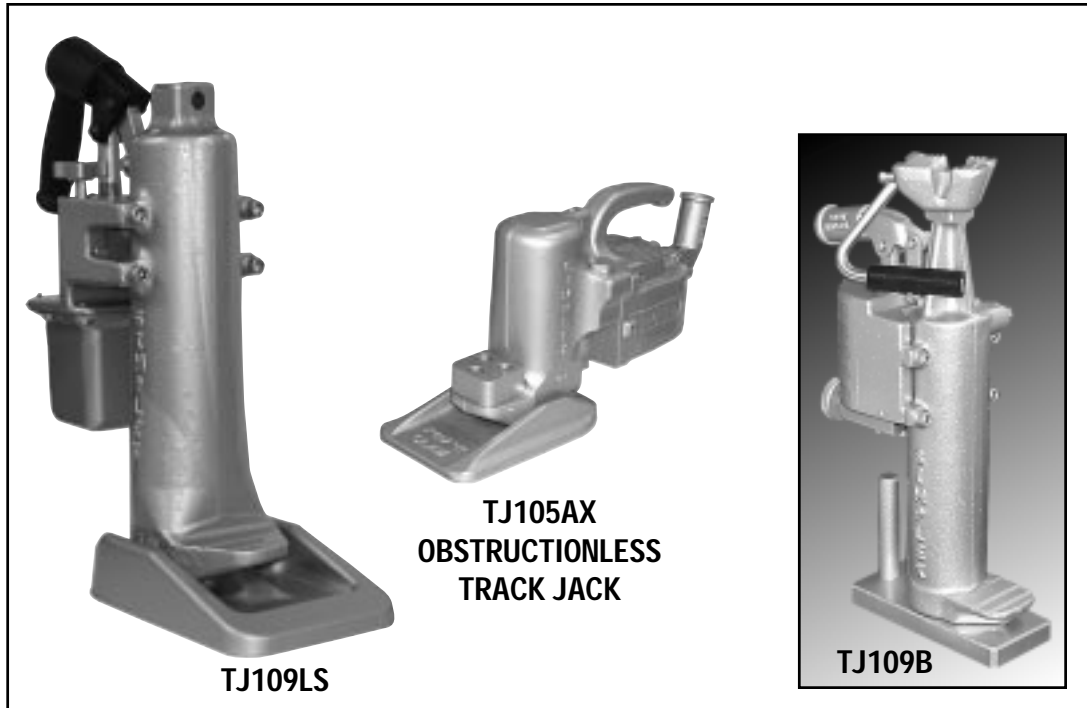


HYDRAULIC AND MECHANICAL RAILROAD EQUIPMENT



SRRC103



Patent Number: 5,524,868

FEATURES & BENEFITS

The **Pow'r Claw Track Jack** was designed to reduce the risk of operator injury, especially back injuries. Extremely versatile, the Pow'r Claw track jack is setting new standards for safety and productivity with track maintenance crews throughout the U.S. and Canada. Now the Pow'r Claw family includes a new light weight remote track jack and a new narrow based bridge and trestle jack.

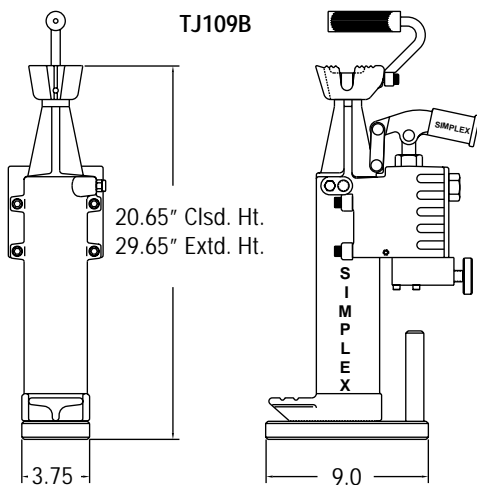
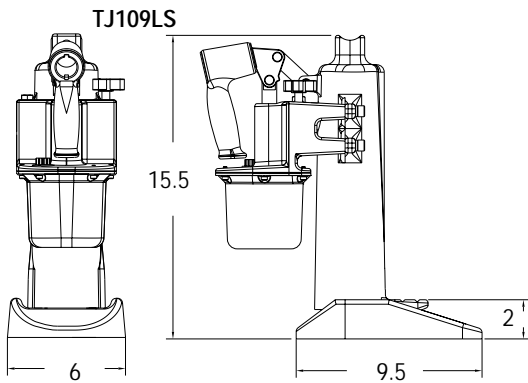
- **The New Pow'r Claw™** model TJ109LS weighs just 41 lbs. and the unique carrying handle allows for balanced carrying and doubles as a mini lever for fast raising up to the load. The lower profile makes this jack ideal for Maintenance of Way work.
- **Light Weight/Heavy Duty.** The TJ105A Pow'r-Claw packs 10 tons of force into a light weight and portable jack, perfect for heavy jacking in tight spaces.
- **Light Weight/Obstructionless.** The TJ105AX Pow'r-Claw packs 10 tons of force into a light weight low height jack specifically made to be obstructionless.
- **New Reservoir Design** provides full and efficient operation, even when the jack is used in the horizontal position.
- **Overload Protection** from load shifts (the only track jack with this feature).
- **Operates in Horizontal Position** for gauging or lining track.
- **Eliminate "Shake Off".** The Pow'r Claw can lift and lower in precise controlled amounts if desired.
- **Operates in Horizontal Position** for gauging or lining track.
- **Large Solid Base** provides more surface area and greater support in soft ballast.
- **Low Handle Effort** allows easy, one man operation when lifting heavy loads such as diamonds, frogs & concrete tie sections.
- **No Kick Back** from lever bars if they are accidentally released. This greatly reduces the risk of injuries.
- **Safety Key Lock** prevents the jack toe body from swiveling for safe & stable jacking.
- **Narrow 3.75" Base** on TJ109B permits easy, secure positioning between double set ties on trestles & bridges.
- **Self-Contained** for spot surfacing, lining & shimming.
- **Jack** from either the toe or the cap.

The **New Pow'r Claw** design is the result of several years of rigorous field use and application analysis with track crews throughout the U.S. and Canada.

The new Pow'r-Claw has several new features, the inverted design keeps water and dirt out of the jack increasing the jacks performance. The hard chrome pistons resist corrosion increasing jack life, and overload protection keeps jack from failing if the load shifts.

A major factor in all Pow'r-Claw track jacks is **operator safety!** The Pow'r Claw was designed specifically to allow one man operation for lifting heavy loads such as frogs, turn outs, diamonds and concrete tie sections. The low lever bar force **greatly reduces the risk of back injury.**

More importantly, the bar will not kick back and the operator is not at risk of being hit with the bar if it is inadvertently released.



The **Simplex Bridge & Trestle** jack model TJ109B incorporates all the features of the standard Pow'r Claw Track Jack with the added feature of a narrow 3.75" wide base.

The TJ109B easily fits between double set ties, and the short lever bar and low handle effort greatly reduces the risks associated with jacking from bridges and trestles. The TJ109B has a new carrying handle for horizontal placement, and a new swivel load cap for facilitating (10755) 5' chain.

The Simplex TJ109B can lift from the toe or the cap, making it ideal for spreading or jacking from piling or piers beneath the deck. The jack can also be converted to, or supplied as, a remote version for multiple point lifting from a single remote power source.




Pow'r Claw Hydraulic Track Jack

Model Number	Cap. (tons)	Stroke (in)	Minimum Height		Base Area (in)	Max. Handle Effort (lbs)	Method Of Return	Weight (lbs)
			Toe (in)	Cap (in)				
TJ109LS	10	9	2	15 1/2	6 x 9 1/2	90	Spring	41
TJ109B			2 1/4	15 1/2	3 3/4 x 9			54
TJ105A		5	2	11 1/8	6 x 9			37
TJ105AX	3 5/16		9 1/8	39				

Note: Handles Are Included With All Self-Contained Models.


For a **FREE Videotape** On The Pow'r Claw Please Contact Simplex



Phone: (800) 323-9114
Fax: (708) 865-0894



"We've used the Simplex track jack for years. They stand up to all the hammering & pounding my men can dish out, and just keep working". (John Rowen, Section Foreman)



FEATURES & BENEFITS

- 3 Models fit all track applications.
- Light weight & easy to carry.
- Large 3 1/4" wide grooved toe for stable jacking.
- Solid cast base for extra strength.
- Heat treated forged components for strength & long life.
- Rust proof tension spring which maintains full pawl engagement.

Simplex, the world's leading manufacturer of track jacks, provide fast, safe track lifting for surfacing, lining, changing tie plates and many other track maintenance procedures. All track jacks are designed to operate safely with a minimum amount of handle effort.

The Simplex quick-trip mechanism allows track jacks to be instantly tripped while under load. (Just engage the lifting pawl in the retaining pawl, and complete a down-stroke of the lining bar.)

Simplex track jacks incorporate a rust proof tension spring which maintains full engagement of the jack lifting and retaining pawls, so that dependable operation is assured.

All Simplex track jacks have square sockets, designed for use with 1 1/2" square x 66" long standard railroad lining bars.


Mechanical Track Jacks

Model Number	Capacity (tons)	Stroke (in)	Handle Effort per Ton (lbs)	Cap Min. Height (in)	Toe Min. Height (in)	Toe Lift Area (in)	Weight (lbs)
A5	15	5 1/4	33	11	2	2 1/2 x 3 1/4	30
A8		7 3/4		15 5/8			37
A17		13		22 5/8			50

RP102B HYDRAULIC RAIL PULLER

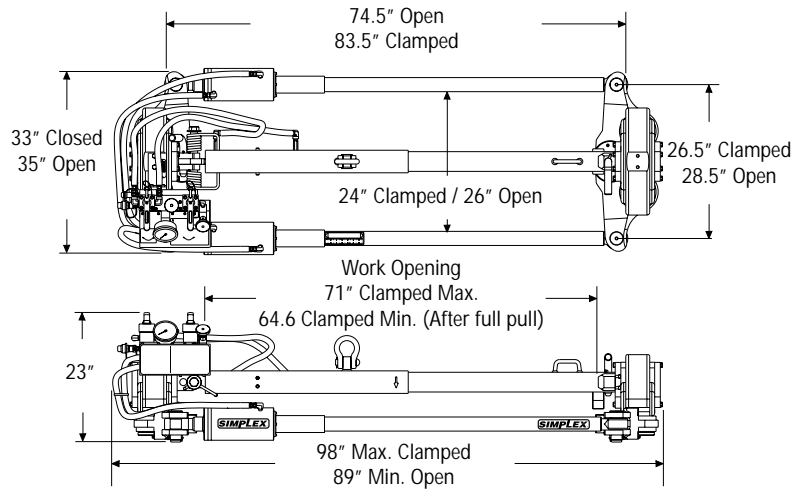
- **Easiest to Setup**, just drop the RP120B into position, connect your PTO lines to system and you're ready to pull rail.
- **Utilizes the current low pressure hydraulic PTO** on the truck, so no separate hydraulic power source is needed.
- **A Load Lock Valve** prevents pressure loss while the weld is being made.
- **Compact One Piece** alloy steel design, requires no disassembly for transport or storage.
- **For Operator Safety** all controls are positioned safely away from the work area.
- **The RP120B provides ample clearance** for all weld equipment, hydraulic weld shears, and rail grinders.
- **Pressure bleed valve** eliminates puller system lockup.
- **Safer Swing Arm** clamps the bracket and eliminates the need for separate jaws & wedges.

ALMOST 400 Lbs. LIGHTER THAN OTHER PULLERS



Simplex RP120B Rail Puller

Model Number	Cap. (tons)	Stroke (in)	Weight (lbs)
RP120B	120	6.5	1,160



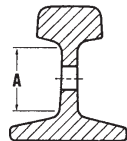
For a FREE Videotape On The RP120B Please Contact Simplex Toll Free (800) 323-9114 or Fax: (708) 865-0894

Economical Mechanical Rail Puller/Expanders for a wide variety of segmented rail repairs.

Simplex mechanical rail pullers/expanders are easily used by one man for crossing and switch lining, renewing insulated joints and end posts. Rated at 30 tons, the Simplex 550A incorporates a square socket design for use with 1 1/2" square X 66" long standard railroad lining bar.

Service interruptions are not necessary. The alloy-steel, heat treated U-bar is designed to precisely fit the rail web, so that when the lever socket is locked down, nothing protrudes above the rail which could endanger active service.

Simplex mechanical rail pullers/expanders fit all standard rail where dimension "A" is 3 1/4" or larger.



OPTIONAL STUD KIT includes all the necessary components for adapting mechanical rail pullers/expanders to variously-sized rail drillings. Each kit includes four square nuts, two bolts, two stud pins, and two studs. Ordered separately.

Model Number	Item Number	Capacity (Tons)	Travel (In.)	Stud Dia. (In.)	Wt. (Lb.)	Handle Effort Per Ton
550A 1.00	02326	30	4 1/2-8	1	87	7.5 lbs
550A 1.12	02327	30	4 1/2-8	1 1/8	87	7.5 lbs

Optional Stud Kits

Item Number	Bolt Hole Dia. (In.)
18602	1
18603	1 1/8

- 60, 100 & 150 ton capacities to handle the toughest jobs.
- Runs on air or 115 VAC 12 amp service.
- 3 position handle for the easiest tilt back and rolling.
- 25' pendant with heavy duty coil cord for complete control.
- Mechanical lock rings for fail safe holding.
- 4" ground clearance for clearing rail and rough terrain.
- All Pow'r-Riser II® comply with ASME/ANSI B30.1 Specs.
- Only 24" wide/fits in tight spots.
- Easy to change external filter minimizes down time.
- Rugged, fully enclosed frame; no exposed fittings or hoses.
- Sup'r-Stack™ extensions allow one jack to clear the pin on every style car.



Model Number	Capacity (tons)	Min. Height (in.)	Stroke (in.)	Max. Additional Stack Ht. Using Optional Extension System (in.)	Motor	Control Valve	Power Source	Noise Level (Db)	Weight (lbs.)						
JA6024	60	24	14	32*	Air	Manual	Air Motor 50 CFM 80 PSI	89	390						
JA6037		37	27	11											
JE6024***		24	14	32*	Electric		115 VAC 50/60 Hz 12 amps	80	390						
JE6037		37	27	11											
JA10026	100	26	16	21**	Air	Manual				Air Motor 50 CFM 80 PSI	89	510			
JA10037		37	27	11											
JAS10026		26	16	21**		Remote 20' Pend.	115 VAC 50/60 Hz 12 amps	80	510						
JAS10037		37	27	11											
JE10026		26	16	21**	Electric	Manual				230/460 VAC 3 Phase	510				
JE10037		37	27	11											
JEB10026		26	16	21**			Air	Remote 20' Pend.	Air Motor 50 CFM 80 PSI			89			
JEB10037		37	27	11											
JAS15026		150	26	15 1/2	21**	Air				Remote 20' Pend.	Air Motor 50 CFM 80 PSI		89	570	
JAS15037			37	26 1/2	11										
JE15026			26	15 1/2	21**		Electric	Manual	115 VAC 50/60 Hz 20 amps			80			570
JE15037			37	26 1/2	11										
JEB15026	26		15 1/2	21**	Air	Remote 20' Pend.				Air Motor 50 CFM 80 PSI	89		708		
JEB15037	37		26 1/2	11											
JE15026	26		15 1/2	21**			Electric	Manual	230/460 VAC 3 Phase			80		590	
JE15037	37		26 1/2	11											

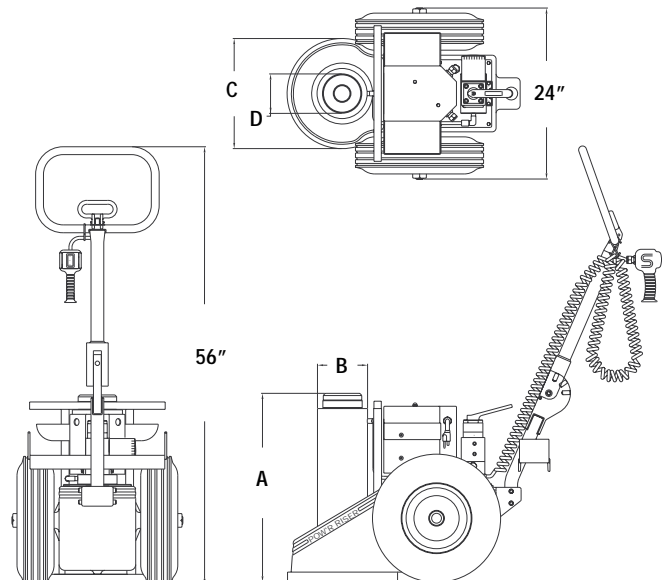
* Based on (1) 18" and (1) 11" extension and (1) 3" spacer.

**Based on (1) 18" extension and (1) 3" spacer.


WARNING: Any two extensions may be stacked for railcar lifting. For loads over 60 tons or strokes over 14" only 1 extension and 1 spacer can be used.

*** JE6024 is ideal for most car shop work.

Model Number	"A" (in.)	"B" (in.)	"C" (in.)	"D" (in.)
JE6024	24	6.38	14	4
JE6037	37	6.38	14	
JE10026	26	7	18	4
JE10037	37	7	18	
JE15026	26	8	18	5
JE15037	37	8	18	



ONE JACK FOR ALL CARS FROM INTERMODAL TO HIGH HOPPER WITH 28 DIFFERENT HEIGHTS IN BETWEEN. The Simplex JE6024 60 Ton Pow'r-Riser II, When Used With Sup'r-Stack™ Model #ES6024 Extension Set and Model #JS4 Spacer Set, Can Handle All Cars Without Blocking.



ES6024 Railcar Extension Set

Model Number	Description
JE5	5" Extender
JE7	7" Extender
JE11	11" Extender
JE18	18" Extender

Min. & Max. Height For Railcar Lifting Can Be Achieved By Using The Following Spacer/Extender Combination

Min. Height	25	26	27	29	30	31	32	33	34	35	36	37	38	40	42	43	44	45	47	48	49	50	51	52	53	54	55	56
Ext. Height	39	40	41	43	44	45	46	47	48	49	50	51	52	54	56	57	58	59	61	62	63	64	65	66	67	68	69	70
Spacer					+1		+1	+2	+3		+1	+2	+3	+5		+1	+2	+3	+5	+1	+7	+1	+2	+3	+11	+1	+2	+3
Drop-In Extender	1	2	3	5	5	7	7	7	7	11	11	11	11	11	18	18	18	18	18	+5	+18	+18	+18	+18	+18	+18	+18	+18
Combination																												

Use tallest extender on the bottom.


POW'R-RISER II® SPACER SET - JS4

Never exceed 3" in total spacer height.




JS-3 JS-2 JS-1 (Qty. 2)

Fine tune your extension stack height by adding 1", 2" or 3" spacer.



POW'R-RISER II® LOCKING U-RING SETS



Model Number	Models Used On	Contains
JUS126	60 Ton 24"/100 Ton 26"	(2) JU11 - 1", (1) JU13 - 3", (2) JU14 - 4 1/4"
JUS137	60 Ton 37"/100 Ton 37"	(2) JU11 - 1", (1) JU13 - 3", (2) JU14 - 4 1/4", (1) JU110 - 10"
JUS1526	150 Ton 26"	(2) JU151 - 1", (1) JU153 - 3", (2) JU155 - 5 1/2"
JUS1537	150 Ton 37"	(2) JU151 - 1", (1) JU153 - 3", (1) JU1510 - 10", (2) JU155 - 5 1/2"



UNITED STATES
HOME OFFICE
2525 Gardner Road
Broadview, IL 60153
Phone: (800) 323-9114
Fax (708) 865-0894
www.tksimplex.com

AUSTRALIA
37-43 Carnarvon St.
Silverwater, N.S.W. 2128
Phone: 612-7484433
Fax: 612-7483873

CANADIAN WAREHOUSE
637 McCaffrey
St. Laurent, PQ H4T1N3
Phone: (514) 731-4893
Fax: (514) 731-7457
Toll Free: (800) 840-1196
Factory: (708) 865-1500

EUROPEAN WAREHOUSE
Economiestraat 39, Unit 9
Hoensbroek 6433 • Netherlands
Phone: +(31) 45-523-4545
Fax: +(31) 45-523-4556

SOUTH AFRICA
P.O. Box 124185
Alrode, Alberton
Transvaal, Republic of South Africa
Phone: 27-11-908-1721
Fax: 27-11-908-5608

TAIWAN
21, WU-CHUN 5th Rd.
WU-KU INDUS, District, WU-KU
Tiapei Hsien
Phone: 886-2-2996477
Fax 886-2-2996488

MIDDLE EAST
Venelle des Marronniers, 3
B-1301 Wavre Belgium
Phone: 32-10-223322
Fax: 32-10-229444



SIMPLEX[®]

"NO SMALL PRINT" WARRANTY

ALL SIMPLEX PRODUCTS ARE WARRANTED AGAINST DEFECTS IN MATERIAL AND WORKMANSHIP. ANY SIMPLEX PRODUCT PROVEN DEFECTIVE WILL BE REPAIRED OR REPLACED AT NO CHARGE. CONTACT YOUR AUTHORIZED SIMPLEX SERVICE CENTER OR CALL THE FACTORY.

SC103 General Catalog
Offers a complete line of rams,
power pumps hydraulic and
mechanical jacks, actuators
and accessories.